



Tobacco Control Highlights 2005

Average Annual Smoking-Attributable Mortality (SAM), 1997-2001

	SAM*	SAM Rate †
Men	2,381	545.8
Women	1,538	239.3
Total	3,919	361.6

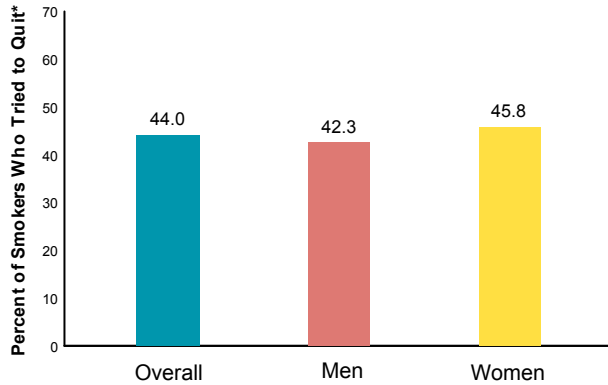
Note: *SAM is an average annual total, among adults aged 35 years and older, and does not include burn or secondhand smoke deaths. †SAM Rate is an age-adjusted rate expressed per 100,000 population
Source: Smoking-Attributable Mortality, Morbidity, and Economic Costs (SAMMEC) program

Adult Cigarette Use, 2003



Source: Behavioral Risk Factor Surveillance System

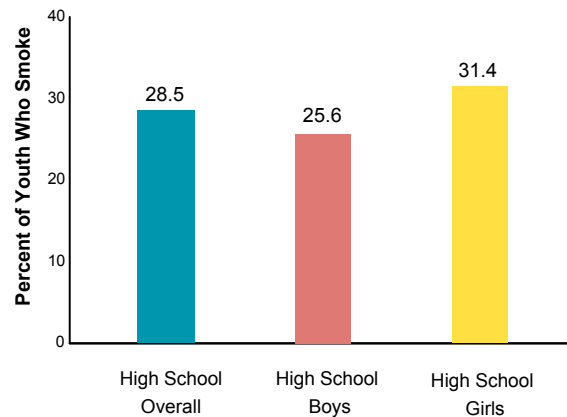
Adult Attempts to Quit Smoking, 2003



Note: *Quit smoking cigarettes for ≥1 day during the past year

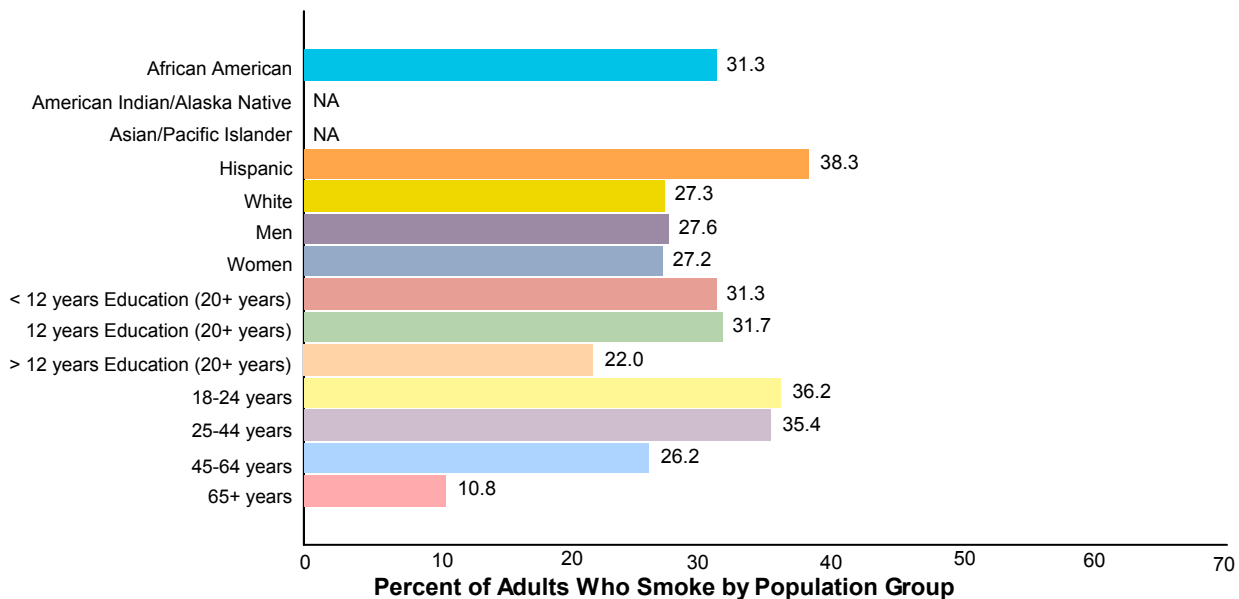
Source: Behavioral Risk Factor Surveillance System

Youth Cigarette Use, 2003



Source: Youth Risk Behavior Surveillance System

Tobacco Related Disparities in Cigarette Use Among Adult Population Groups, 2003*



Note: *Estimates for racial/ethnic groups are based on combined 2002 and 2003 data.

Source: Behavioral Risk Factor Surveillance System



Tobacco Control Highlights 2005

Smokefree Indoor Air Legislation, 2004

Site	Indoor Air Restrictions on Smoking				Penalties	
	Banned (100% Smokefree)	Separated Ventilated Areas	Designated Areas	None	To Business	To Smoker
Government Work sites				X		
Private Work sites				X		
Restaurants				X		
Commercial Day Care				X		
Home-Based Day Care				X		

Source: Office on Smoking and Health; Data shown reflect the status of legislation effective as of the 4th Quarter (September - December) of 2004.

Smoking-Attributable Expenditures, 1998

Ambulatory	\$175,000,000
Hospital	\$152,000,000
Nursing Home	\$118,000,000
Prescription Drugs	\$52,000,000
Other	\$42,000,000
Total	\$539,000,000

Source: Smoking-Attributable Mortality, Morbidity, and Economic Costs (SAMMEC) program

Average Annual Smoking-Attributable Productivity Losses, 1997-2001

Men	\$622,486,000
Women	\$311,860,000
Total	\$934,346,000

Note: Productivity Losses are average annual totals, among adults aged 35 years and older, and do not include burn or secondhand smoke deaths.
Source: Smoking-Attributable Mortality, Morbidity, and Economic Costs (SAMMEC) program

State Revenue from Tobacco Sales and Settlement

Tobacco Settlement Revenue, 2003	\$59,907,320
Gross Cigarette Tax Revenue, 2003	\$44,987,757
Cigarette Tax (per pack), 2004 - 4th Quarter	\$0.55
Cigarette Consumption (packs sold per adult), 2003	122.20

Source: Settlement Revenue from National Association of Attorneys General; Cigarette Tax from Office on Smoking and Health; Others from Orzechowski and Walker



Tobacco Control Highlights 2005

Federal and National Investment in Tobacco Control, 2003

FUNDING SOURCE	FUNDING CYCLE	AMOUNT
Federal - CDC Office on Smoking and Health	6/02 - 5/03	\$1,100,000
Federal - Substance Abuse and Mental Health Services Administration (SAMSHA)	10/02 - 9/03	\$40,000
Non-Government Source - American Legacy Foundation	7/02 - 6/03	\$837,120
Non-Government Source - Robert Wood Johnson Foundation (RWJF) / American Medical Association (AMA)	3/02 - 2/03	\$312,038
Total		\$2,289,158
Source: Office on Smoking and Health		

Tobacco Economy

Tobacco Agriculture, 2002	
Cash Receipts from Tobacco	\$3,708,000
Tobacco Manufacturing, 2001	
Overall Tobacco Manufacturing Revenue	\$33,000,000
Tobacco Manufacturing as a Percentage of Gross State Product	0.0778%
Source: Economic Research Service	